

GONTERMANN-PEIPERS (INDIA) LIMITED

CIN: L27106WB1966PLC101410

AN ISO 14001: 2004, ISO 9001:2008 & OHSAS 18001:2007 COMPANY * STAR EXPORT HOUSE



REGD. OFFICE : P.O. PAILAN, DIAMOND HARBOUR ROAD

KOLKATA - 700104, WEST BENGAL

UNAUDITED FINANCIAL RESULTS FOR THE QUARTER AND HALF YEAR ENDED 30TH SEPTEMBER 2015

(Rs. in lacs)

Sl. No.	Particulars	Quarter Ended			Half Year Ended		Year Ended
		30.09.2015	30.06.2015	30.09.2014	30.09.2015	30.09.2014	31.03.2015
		Un-Audited			Un-Audited		Audited
1	Income from operations	3,192.73	2,750.81	4,569.07	5,943.54	9,082.84	17,015.95
	Less : Excise Duty	265.50	208.36	342.57	473.86	680.84	1,253.94
	a. Income from operations (net)	2,927.23	2,542.45	4,226.50	5,469.68	8,402.00	15,762.01
	b. Other operating income	2.53	3.92	37.66	6.45	66.48	440.19
	Total Income from Operation (net) (a+b)	2,929.75	2,546.38	4,264.15	5,476.13	8,468.47	16,202.20
2	Expenses						
	a. Purchase of Goods for resale	462.77	-	-	462.77	-	2,584.70
	b. Cost of material consumed	676.14	1,166.50	2,076.22	1,842.64	3,873.13	4,998.15
	c. Change in inventory of finished goods, WIP & Stock in trade	489.86	(166.48)	287.71	323.38	682.75	1,033.31
	d. Employees benefits expenses	606.80	614.34	655.67	1,221.14	1,354.40	2,594.72
	e. Depreciation & amortisation expenses	192.64	190.97	254.63	383.61	512.64	827.74
	f. Other expenses						
	(I) Power & Fuel	415.09	539.03	733.80	954.12	1,393.86	2,474.14
	(II) Other expenses	474.38	437.48	706.05	911.86	1,349.09	2,982.34
	g. Total Expenses	3,317.70	2,781.84	4,714.08	6,099.53	9,165.86	17,495.10
3	Profit/(Loss) from Operations before Other Income, Finance cost and Exceptional Items (1 - 2)	(387.95)	(235.46)	(449.94)	(623.40)	(697.40)	(1,292.91)
4	Other Income	-	-	-	-	-	-
5	Profit/(Loss) from Operations before Finance cost and Exceptional Items (3+4)	(387.95)	(235.46)	(449.94)	(623.40)	(697.40)	(1,292.91)
6	Finance costs (net)	493.04	488.59	490.24	981.63	945.99	1,878.06
7	Profit/(Loss) after Interest but before Exceptional Items (5-6)	(880.99)	(724.05)	(940.17)	(1,605.03)	(1,643.38)	(3,170.97)
8	Exceptional Items						
	Prior Period Items (Net)	(0.21)	0.19	0.40	(0.02)	1.53	3.88
	Provision for doubtful debts	-	-	-	-	-	-
9	Profit/(Loss) from Ordinary Activities before Tax (7-8)	(880.79)	(724.24)	(940.57)	(1,605.02)	(1,644.91)	(3,174.85)
10	Tax Expense						
	- Current year	-	-	-	-	-	-
	- Tax related to earlier year	-	-	-	-	-	-
	- Deferred Tax	(269.35)	(294.84)	(574.30)	(564.19)	(990.93)	(1,059.28)
11	Net Profit/(Loss) from Ordinary Activities after Tax (9-10)	(611.44)	(429.40)	(366.28)	(1,040.83)	(653.99)	(2,115.57)
12	Extraordinary Item (net of tax)	-	-	-	-	(47.61)	-
13	Net Profit/(Loss) for the period (11- 12)	(611.44)	(429.40)	(366.28)	(1,040.83)	(606.38)	(2,115.57)
14	Paid-up Equity Share Capital (Face value of Rs 10/- each)	2,223.50	2,223.50	2,223.50	2,223.50	2,223.50	2,223.50
15	Reserve excluding Revaluation Reserve as per Balance Sheet of previous accounting year						1,816.73
16	Earning per share (Face value of Rs.10/- each) (Not annualised)						
	- Basic - in Rs.	(2.75)	(1.93)	(1.65)	(4.68)	(2.73)	(9.51)
	- Diluted - in Rs.	(2.75)	(1.93)	(1.60)	(4.68)	(2.65)	(9.51)
A	PARTICULARS OF SHAREHOLDING						
17	Public Shareholding						
	- Number of Shares	6,103,927	6,103,927	6,103,927	6,103,927	6,103,927	6,103,927
	- Percentage of shareholding	27.45%	27.45%	27.45%	27.45%	27.45%	27.45%
18	Promoters and promoter group shareholding						
	a) Pledged/Encumbered						
	- Number of Shares	7,811,073	7,811,073	7,811,073	7,811,073	7,811,073	7,811,073
	- Percentage of shares (as a % of the total share holding of promoter and promoter group)	48.42%	48.42%	48.42%	48.42%	48.42%	48.42%
	- Percentage of shares (as a % of the total share capital of the Company)	35.13%	35.13%	35.13%	35.13%	35.13%	35.13%
	b) Non-encumbered						
	- Number of Shares	8,320,000	8,320,000	8,320,000	8,320,000	8,320,000	8,320,000
	- Percentage of shares (as a % of the total share holding of promoter and promoter group)	51.58%	51.58%	51.58%	51.58%	51.58%	51.58%
	- Percentage of shares (as a % of the total share capital of the Company)	37.42%	37.42%	37.42%	37.42%	37.42%	37.42%



P

Particulars		3 months ended 30th September, 2015	
B	INVESTOR COMPLAINTS		
	Pending at the beginning of the quarter		Nil
	Received during the quarter		1
	Disposed of during the quarter		1
	Remaining unresolved at the end of the quarter		Nil

Segmentwise Revenue, Results and Capital Employed

(Rs. in lacs)

Sl. No.	Particulars	Quarter Ended			Half Year Ended		Year ended
		30.09.2015	30.06.2015	30.09.2014	30.09.2015	30.09.2014	31.03.2015
		Un-Audited			Un-Audited		Audited
1	Segment Revenue						
	a) Cast division	1,994.71	2,171.66	4,136.00	4,166.37	8,003.84	12,029.30
	b) Forge division	731.42	579.15	433.07	1,310.57	1,079.00	2,374.75
	c) Trading Sale	466.60			466.60		2,611.90
	Income from operations	3,192.72	2,750.81	4,569.07	5,943.53	9,082.84	17,015.95
2	Segment Results						
	Profit/(Loss) before Tax and Finance costs charges from each segment						
	a) Cast division	(456.67)	(210.06)	(389.88)	(666.73)	(617.56)	(1,214.39)
	b) Forge division	65.08	(25.58)	(60.45)	39.50	(81.36)	(109.60)
	c) Trading Sale	3.82			3.82		27.19
	Total	(387.77)	(235.64)	(450.34)	(623.41)	(698.93)	(1,296.80)
	Less - Finance costs	493.04	488.59	490.24	981.63	945.99	1,878.06
	Profit/ (Loss) before Tax	(880.80)	(724.23)	(940.57)	(1,605.04)	(1,644.91)	(3,174.86)
	Less - Provision for Taxation	-	-	-	-	-	-
	Less - Provision for deferred Tax	(269.35)	(294.84)	(574.30)	(564.19)	(990.93)	(1,059.28)
	Profit/ (Loss) after Tax	(611.45)	(429.39)	(366.26)	(1,040.84)	(653.99)	(2,115.58)
3	Capital Employed						
	a) Cast division	5,870.46	6,223.82	8,553.35	5,870.46	8,553.35	6,753.18
	b) Forge division	2,789.42	2,763.97	2,976.20	2,789.42	2,976.20	2,873.46
	Total	8,659.89	8,987.79	11,529.55	8,659.89	11,529.55	9,626.64

Notes -

1	The Audit Committee has reviewed and the Board of Directors have approved the above results at their respective meetings on 13th November, 2015. The Statutory Auditors have carried out the Limited Review of the aforesaid results.
2	Application filed to the Central Government seeking permission under section 309(5B) and other applicable provisions of the Companies Act, 1956 for waiver of recovery of remuneration aggregating to Rs. 42.58 Lacs paid in excess of limits specified in section 198 of the said Act in earlier years to Ex-Managing Director, was rejected during the financial year 2014-15 and accordingly the Company initiated steps for recovery of such remuneration from the Ex-Managing Director.
3	The Board of Directors of the Company in its meeting held on 29th May 2014 and Equity Shareholders and Preference Shareholders of the company in their meeting held on 28th March 2015, have approved the Scheme of Amalgamation of Geetapuram Port Services Limited (GPSL) and its Wholly Owned Subsidiary, North East Natural Resources Private Limited with the Company and their respective shareholders as per the provision of Section 391 to 394 of the Companies Act, 1956, with requisite majority. The appointed date of the amalgamation is 01st April 2013 and the scheme is subject to necessary approval of creditors, statutory authorities and the Hon'ble High Courts of Calcutta and Bombay. Upon effectiveness of the Scheme, necessary accounting treatment will be dealt with by the company in the financial statements and as per scheme every shareholder of GPSL holding 1 (one) fully paid-up equity shares of Rs. 10/- each shall be entitled to receive 40 (forty) fully paid-up equity shares of Rs. 10/- each in the Company.
4	The Company's operating results and financial position on reporting date are materially affected due to manifold factors which includes economy slow-down, liquidity issues etc. which has eroded the net worth of the company substantially. The company has initiated constructive steps for diversification and company's expectations of enhancement of working capital facilities/term loans from banks and promoters contribution to meet its short term and long term obligations. However, the company expects improved performance in view of expectations of necessary approval of scheme of amalgamation pending before Hon'ble High Court of Calcutta and Bombay.
5	The Board of Directors have noted that the company has become potentially sick Company in terms of Section 23 of Sick Industrial Companies (Special Provisions) Act, 1985 and the necessary compliance under the provisions of the said act has been made.
6	The figures of the previous quarters/ period/ year have been regrouped/ rearranged/ reclassified to make them comparable with the figures of the current quarter/ period.



Handwritten signature




Statement of Assets & Liabilities :-		(Rs. In lacs)	
		As at	As at
Particulars		30.09.2015	31.03.2015
		Unaudited	Audited
(I) EQUITY AND LIABILITIES			
1. Shareholders' Funds			
a. Share Capital		2,282.44	2,282.44
b. Reserves and surplus		190.50	1,298.30
Sub-total -Shareholders' funds		2,472.94	3,580.74
2. Share Application Money Pending Allotment			
3. Non Current Liabilities			
a. Long- term borrowings		7,750.70	7,726.14
a. Other Long- term Liabilities		22.85	43.42
b. Long -term provisions		524.49	464.93
Sub-total -Non-Current Liabilities		8,298.04	8,234.49
4. Current Liabilities			
a. Short- term borrowings		6,971.92	5,661.05
b. Trade payables		3,668.27	5,181.58
c. Other current liabilities		3,865.18	2,847.72
d. Short- term provisions		7.05	7.05
Sub-total -Current Liabilities		14,512.42	13,697.40
TOTAL EQUITY AND LIABILITIES		25,283.40	25,512.63
(II) ASSETS			
1. Non current assets			
a. Fixed Assets			
i. Tangible assets		9,474.56	9,899.48
ii. Intangible assets		11.10	16.89
iii. Capital Work-in- progress		2,014.91	2,006.32
		11,500.57	11,922.69
b. Non current Investments		30.67	30.67
c. Deferred tax assets/(liabilities) (net)		3,384.92	2,820.74
d. Long -term loans and advances		1,185.47	1,196.21
Sub-total -Non-Current Assets		16,101.63	15,970.31
2. Current assets			
a. Inventories		3,994.82	4,445.69
b. Trade Receivables		3,201.62	3,387.13
c. Cash and cash equivalents		197.94	211.45
d. Short- term loans and advances		1,777.12	1,487.61
e. Other current assets		10.26	10.44
Sub-total -Current Assets		9,181.76	9,542.32
TOTAL ASSETS		25,283.40	25,512.63

For Gontermann-Peipers (India) Limited

For and on behalf of the Board

Place : Kolkata
Date : 13.11.2015


Alok Kumar Samant
Company Secretary


Dwijen Lahiri
Whole Time Director

