

Introductory sub-table (I)(a)

Name of the Company: GONTERMANN-PEIPERS (INDIA) LIMITED

Scrip Code, Name of the scrip, class of security: 504701, GONTER, EQUITY

Quarter ended: 31ST MARCH, 2015

Partly paid-up shares:-	No. of partly paid-up shares	As a % of total no. of partly paid-up shares	
		of the company	of shares of the company
Held by promoter/promoter group	0	0	0
Held by public	0	0	0
Total	0	0	0

Outstanding convertible securities:-

No. of outstanding securities	As a % of total no. of outstanding convertible securities	
	of the company, assuming full conversion of the convertible securities	of shares of the company, assuming full conversion of the convertible securities
Held by promoter/promoter group	0	0
Held by public *	589350	100
Total	589350	100

* 5,89,350 6% Cumulative Optionally Convertible Redeemable Preference Shares (COCRPS) of Rs. 10/- each fully paid up redeemable at par. The COCRPS may be converted into equity shares at the option of COCRPS holders as per prevailing SEBI guidelines at the time of such conversion.

Warrants:-	No. of warrants	As a % of total no. of warrants	
		of the company, assuming full conversion of warrants	of shares of the company, assuming full conversion of warrants
Held by promoter/promoter group	0	0	0
Held by public	0	0	0
Total	0	0	0

Total paid-up capital of the company, assuming full conversion of warrants and convertible securities (Rs. 22,894,3500)

22,894,350 (containing 2,22,35,000 equity shares of Rs. 10/- each fully paid up and 5,89,350 6% Cumulative Optionally Convertible Redeemable Preference Shares (COCRPS) of Rs. 10/- each fully paid up redeemable at par. The COCRPS may be converted into equity shares at the option of COCRPS holders as per prevailing SEBI guidelines at the time of such conversion)



Statement Showing Shareholding Pattern

		Table (I)(a)					Shares Pledged or otherwise encumbered	
Category	Category of Shareholder	Number of Shares	Total number of shares	Number of shares held in dematerialized form	As a percentage of (A+B) ¹	As a percentage of (A+B+C)	Number of shares	As a percentage (IX) = (VIII)/(IV)*100
(I)	(II)	(III)	(IV)	(V)	(VI)	(VII)	(VIII)	(IX) = (VIII)/(IV)*100
(A)	Shareholding of Promoter and Promoter Group ²							
1	Indian							
(a)	Individuals/ Hindu Undivided Family		263481	263481	1.18	1.18	263481	100.00
(b)	Central Government/ State Government(s)				0.00	0.00		0.00
(c)	Bodies Corporate	10	13329496	13329496	59.95	59.95	5009496	37.58
(d)	Financial Institutions/ Banks				0.00	0.00		0.00
(e)	Any Others(Specify)				0.00	0.00		0.00
(e-i)					0.00	0.00		0.00
(e-ii)					0.00	0.00		0.00
	Sub Total(A)(1)	14	13592977	13592977	61.13	61.13	5272977	38.79
2	Foreign							
a	Individuals (Non-Residents Individuals/ Foreign Individuals)				0.00	0.00		0.00
b	Bodies Corporate	4	2538096	2538096	11.41	11.41	2538096	100.00
c	Institutions				0.00	0.00		0.00
d	Any Others(Specify)				0.00	0.00		0.00
d-i					0.00	0.00		0.00
d-ii					0.00	0.00		0.00
	Sub Total(A)(2)	4	2538096	2538096	11.41	11.41	2538096	100.00
	Total Shareholding of Promoter and Promoter Group (A) = (A)(1)+(A)(2)	18	16131073	16131073	72.55	72.55	7811073	48.42
(B)	Public shareholding							
1	Institutions							




(a)	Mutual Funds/ UTI	1	17	17	0.00	0.00			
(b)	Financial Institutions / Banks	4	29010	2426	0.13	0.13			
(c)	Central Government/ State Government(s)								
(d)	Venture Capital Funds				0.00	0.00			
(e)	Insurance Companies				0.00	0.00			
(f)	Foreign Institutional Investors				0.00	0.00			
(g)	Foreign Venture Capital Investors				0.00	0.00			
(h)	Any Other (specify)				0.00	0.00			
(h-i)					0.00	0.00			
(h-ii)					0.00	0.00			
	Sub-Total (B)(1)	5	29027	2443	0.13	0.13			
B 2	Non-institutions								
(a)	Bodies Corporate	145	2855886	2854290	12.84	12.84			
(b)	Individuals								
	Individuals -i. Individual shareholders holding nominal share capital up to Rs 1 lakh	5820	2125797	2060530	9.56	9.56			
ii	Individual shareholders holding nominal share capital in excess of Rs. 1 lakh.	32	936227	936227	4.21	4.21			
(c)	Any Other (specify)								
(c-i)	Non-resident Individuals	36	156990	156860	0.71	0.71			
(c-ii)									
	Sub-Total (B)(2)	6033	6074900	6007907	27.32	27.32			
(B)	Total Public Shareholding (B)= (B)(1)+(B)(2)	6038	6103927	6010350	27.45	27.45			
	TOTAL (A)+(B)	6056	22235000	22141423	100.00	100.00			
(C)	Shares held by Custodians and against which Depository Receipts have been issued								
1	Promoter and Promoter Group					0.00			0.00
2	Public					0.00			
	Sub-Total (C)	0	0	0	0.00	0			0
	GRAND TOTAL (A)+(B)+(C)	6056	22235000	22141423	100.00	100.00	7811073		35.13



(1)(b) Statement showing holding of securities (including shares, warrants, convertible securities) of persons belonging to the category "Promoter and Promoter Group"


Sr. No.	Name of the shareholder	Details of Shares held		Encumbered shares (*)		Details of warrants		Details of convertible securities		Total shares (including underlying shares assuming full conversion of warrants and convertible securities) as a % of diluted share capital	
		Number of shares held	As a % of grand total (A)+(B)+(C)	No.	As a percentage (V)=(V)/(III)*100	As a % of grand total (A)+(B)+(C) of sub-clause (j)(a)	Number of warrants held	As a % total number of warrants of the same	Number of convertible securities held		As a % total number of convertible securities of the same class
(i)	(ii)	(iii)	(iv)	(v)	(vi)=(v)/(iii)*100	(vii)	(viii)	(ix)	(x)	(xi)	(xii)
1	GOLDLINE TRACOM PVT LTD	4904425	22.06	3209625	65.44	14.44	0	0	0	0	22.06
2	MITA HOLDINGS PVT LTD	2873000	12.92	0	0.00	0.00	0	0	0	0	12.92
3	JALTARANG VANIYA PVT LTD	2396400	10.78	0	0.00	0.00	0	0	0	0	10.78
4	NAVADISHA REAL ESTATE PVT LTD	2112854	9.50	757054	35.83	3.40	0	0	0	0	9.50
5	SECUREX HOLDINGS LTD.	1215102	5.46	1215102	100.00	5.46	0	0	0	0	5.46
6	DANKUNI INVESTMENTS LTD.	678874	3.05	678874	100.00	3.05	0	0	0	0	3.05
7	ISPAT STEEL HOLDINGS LTD.	661409	2.97	661409	100.00	2.97	0	0	0	0	2.97
8	INDETHAL HOLDINGS LTD.	661409	2.97	661409	100.00	2.97	0	0	0	0	2.97
9	NAVODAY CONSULTANTS LIMITED	203314	0.91	203314	100.00	0.91	0	0	0	0	0.91
10	PRAMOD MITTAL	132690	0.60	132690	100.00	0.60	0	0	0	0	0.60
11	VINOD KUMAR MITTAL	130183	0.59	130183	100.00	0.59	0	0	0	0	0.59
12	NAVODAY NIKETAN PVT LTD	70000	0.31	70000	100.00	0.31	0	0	0	0	0.31
13	NAVODAY HIGHRISE PVT LTD	70000	0.31	70000	100.00	0.31	0	0	0	0	0.31
14	FISCAL SECURITIES INDIA LTD.	12343	0.06	12343	100.00	0.06	0	0	0	0	0.06
15	NAVODAY MANAGEMENT SERVICES LTD	8286	0.04	8286	100.00	0.04	0	0	0	0	0.04
16	SAROJ RATERIA	528	0.00	528	100.00	0.00	0	0	0	0	0.00
17	GLOBAL STEEL HOLDINGS LIMITED	176	0.00	176	100.00	0.00	0	0	0	0	0.00
18	SANTOSH KUMAR RATERIA	80	0.00	80	100.00	0.00	0	0	0	0	0.00
TOTAL		16131073	72.55	7811073	48.42	35.13	0	0	0	0	72.55

(*) The term "encumbrance" has the same meaning as assigned to it in regulation 28(3) of the SAST Regulations, 2011



(1)(c)(i) Statement showing holding of securities (including shares, warrants, convertible securities) of persons belonging to the category "Public" and holding more than 1% of the total number of shares

Sr. No.	Name of the shareholder	Number of shares held	Shares as a percentage of total number of shares {i.e., Grand Total (A)+(B)+(C) indicated in Statement at para (1)(a) above}	Details of warrants		Details of convertible securities		Total shares (including underlying shares assuming full conversion of warrants and convertible securities) as a % of diluted share capital
				Number of warrants held	As a % total number of warrants of the same class	Number of convertible securities held	% w.r.t total number of convertible securities of the same class	
1	DELHI IRON AND STEEL CO. PVT. LTD.	657347	2.96	0	0	0	0	2.96
2	KIMBERLEY STEEL & EQUIPMENT SERVICES PVT LTD	504069	2.27	0	0	0	0	2.27
3	NAVMI STEEL TRADERS PVT. LTD.	329106	1.48	0	0	0	0	1.48
4	CREDENCE LOGISTICS LIMITED	317000	1.43	0	0	0	0	1.43
5	KRISH TREXIM PRIVATE LIMITED	277817	1.25	0	0	0	0	1.25
TOTAL		2085339	9.38	0	0	0	0	9.38



(1)(d) Statement showing details of locked-in shares

Sr. No.	Name of the shareholder	Category	Number of locked-in shares	Locked-in shares as a percentage of total number of shares {i.e., Grand Total (A)+(B)+(C) indicated in Statement at para (1)(a) above}
1	MITA HOLDINGS PRIVATE LIMITED	PROMOTER	2873000	12.92
2	JALTARANG VANIYA PRIVATE LIMITED	PROMOTER	2396400	10.78
3	GOLDLINE TRACOM PRIVATE LIMITED	PROMOTER	1694800	7.62
4	NAVVIDISHA REAL ESTATE PRIVATE LIMITED	PROMOTER	1355800	6.10
TOTAL			8320000	37.42




(II)(a) Statement showing details of Depository Receipts (DRs)

Sr. No.	Type of outstanding DR (ADRs, GDRs, SDRs, etc.)	Number of outstanding DRs	Number of shares underlying outstanding DRs	Shares underlying outstanding DRs as a percentage of total number of shares {i.e., Grand Total (A)+(B)+(C) indicated in Statement at para (I)(a) above}
1	NIL	NIL	NIL	NIL
2				
3				
4				
5				
6				
7				
8				
9				
TOTAL		0	0	0.00



(II)(b) Statement showing holding of Depository Receipts (DRs), where underlying shares held by "promoter/promoter group" are in excess of 1% of the total number of shares

Sr. No.	Name of the DR Holder	Type of outstanding DR (ADRs, GDRs, SDRs, etc.)	Number of shares underlying outstanding DRs	Shares underlying outstanding DRs as a percentage of total number of shares {i.e., Grand Total (A)+(B)+(C) indicated in Statement at para (I)(a) above}
1	NIL	NIL	NIL	NIL
2				
3				
4				
5				
6				
7				
8				
9				
TOTAL			0	0.00



(III)(a) Statement Showing the voting pattern of shareholders, if more than one class of shares/securities is issued by the issuer

Srl No.	Category of Shareholder	Number of voting rights held in each class of securities			Total voting rights (III+IV+V)	Total Voting Rights i.e. (VI)	
		Class X	Class Y	Class Z		As a % of (A+B)	As a % of (A+B+C)
	NA	NA	NA	NA	NA	NA	NA

For **Gontermann-Pelpers (India) Limited**
Alok Kumar Sainant
Alok Kumar Sainant
 Company Secretary

